



MIXING CONSOLE

MG Series

MG06 MG10 MG12 MG16 MG20
MG06X MG10X MG12X MG16X
MG10XU MG10XUF MG12XU
MG12XUK MG16XU MG20XU

ROAD TOUGH. STUDIO READY.



For more than a century, Yamaha has been building a legacy of superior craftsmanship and innovation exemplified in all of our products, from an unrivalled catalog of world-class musical instruments to touring-grade professional audio. Now in its third incarnation, the MG Series embodies this pursuit of design excellence, and incorporates some of the same technologies developed for use in high-end professional consoles, including studio-quality preamps, powerful digital processing, and a rugged, reliable construction.

With an intuitive, easy-to-use interface, the MG Series boasts an extensive lineup of compact mixing consoles with models ranging from six to twenty channels, suitable for a diverse range of users and applications. For installed, recording, or live music settings, the solid construction and flexible design of these consoles lets you shape your sound with confidence, continually delivering peak performance and a level of sound quality and reliability unrivalled in its class.

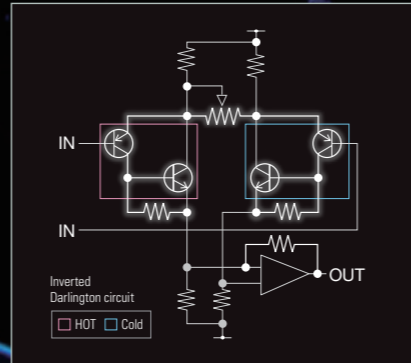


HEAD OF THE CLASS

Yamaha has always strived to provide sound engineers with the purest possible signal instead of added processing or color to give it a “signature” sound, and the MG Series is no exception. Embracing this philosophy of transparent sound, these mixing consoles deliver a level of sonic purity and sound quality that is unmatched in their class.


D-PRE Discrete Class-A Mic Preamps

This is where it all starts. Everything you do as a sound engineer is dependent on the quality of your preamps, which determines the direction your mix will take, and ultimately how good it is going to sound. MG Series mixing consoles feature Yamaha’s studio-grade discrete class-A D-PRE preamps, which utilize an inverted Darlington circuit comprising two cascading transistors in a configuration that provides more power with lower impedance. Delivering fat, natural sounding bass and smooth, soaring highs, with very low distortion, D-PRE preamps possess an impressively wide frequency range that allow them to handle signal from any audio source without overly amplifying any specific elements of the sound. Having such a pure sonic platform to build on will ultimately save you time and effort by eliminating the need for excessive EQing or additional effects processing in order to “fix” your mix.



High Quality Sound Op-amp

The head amp determines sound quality, and op-amp integrated circuits are one of the most important parts in the head amp circuit. MG Series mixers feature new, high-quality, custom-made MG01 op-amps that we developed in cooperation with the semiconductor manufacturer. Although many other Op-amps prioritize electrical design and efficiency, we worked directly with the semiconductor manufacturer to focus on sound quality first. MG01 op-amps feature redesigned circuitry in which even the internal components and wiring have been optimized, and use materials such as high-quality silicon wafers and copper wire to achieve superb resolution.



Switchable Phantom Power & PAD Switch

With phantom power, MG Series consoles allow you to take full advantage of the greater frequency response and high sound quality of condenser microphones. The input channel with PAD switch accepts MIC to line level of inputs, PAD Switch attenuates high input signals that often accompany mic'ed instruments during performance, avoiding the clipping that can seriously affect your mix.



OUR MIXER. YOUR SOUND.

When was the last time you heard guitar without EQ or a completely unprocessed vocal on one of your favorite songs? Probably never. Yamaha mixers are famous for their flat response and sonic purity, but it often takes more than a perfectly-captured instrumental performance or vocal to achieve a professional-sounding mix. Equipped with some of the same state-of-the-art functionality featured on Yamaha's high-end consoles, the MG Series gives you the tools you need to produce high quality sound that is uniquely your own.



1-knob Compressors

Compression plays an essential role in just about any recording or sound reinforcement environment by altering the level of dynamics of an audio signal when you need livelier guitars, punchier bass lines, a tighter snare, or a cleaner vocal sound. However, it can take countless hours to master the complexities of even the most basic outboard compression units and use them effectively. Originally a Yamaha innovation, 1-knob compressors are now an industry standard that gives you instant access to optimized compression settings via a single rotary control.



EQ and High-pass Filters

There's nothing more useful than reliable equalization when you need nuanced management of your tone. The MG Series benefits from Yamaha's unparalleled experience in designing pro audio gear, featuring 3-band equalizers on all mono channels for precise control of your sound. High-pass filter allows you to eliminate unwanted low-frequency noise, for a smoother, cleaner mix.

AUX / Effect Sends / Group

MG Series mixers feature up to AUX sends for expanding your sound reinforcement or recording setup, allowing you to incorporate additional effects, output to external recording devices, or feed to a monitoring system. Master send controls are also provided. The MG06 / 06X, MG10 / 10XU / 10XUF and MG12XUK have a single stereo bus. All other models additionally feature one or two stereo group buses and outputs that can be used for convenient channel grouping. Assign switches for the stereo and group buses are located next to each channel fader.



Built-in SPX Digital Effects

For musical and non-musical applications alike, effects processing adds polish and professionalism to the mix. The MG X / XU models feature Yamaha's acclaimed SPX digital multi-effect processor, offering a comprehensive suite of 24 editable digital effects perfect for enhancing your mix, whether adding depth to a speaking engagement or breathing new color and atmosphere into a live band performance. In particular, the high-quality reverb and delay expand the spatial quality of the sound with remarkable realism and naturalness. You can even connect an optional FC5 foot switch for effect on / off control. (MG10X / MG10XU / MG10XUF / MG12X / MG12XU / MG12XUK / MG16X / MG16XU / MG20XU)

A variety of input / output connectors

All models feature high-quality Neutrik™ balanced XLR connectors on mono microphone/line channels and XLR equipped stereo channels. Each of the mono inputs is equipped with combo jack and accepts both MIC and LINE level signals. Two of the stereo inputs are equipped with XLR and two phone connectors with XLR accepting MIC level signals while two phone connectors accepting LINE level signals and can be used either mono or stereo. (except for MG10 / 10X / 10XU / 10XUF / 12XUK) The function of another two stereo channel vary depending on model: With MG20 / 20XU, XLR accepts MIC level signal and two RCA connectors accepts LINE level signals and can be used either mono or stereo. With MG12 / 12X / 12XU and MG16 / 16X / 16XU, two phone connectors accept LINE level signals as stereo. Additionally, each of the stereo channel features 2TR in (RCA connectors) and can be used as independent input from external audio sources such as CDs. MG10 / 10X / 10XU / 10XUF and MG12XUK are equipped with additional stereo channel with a pair of phone jack that accepts LINE levels. With XU models, any incoming source that are sent via USB can be assigned to one of the stereo channel. In addition to the main stereo outputs (XLR L/R, TRS phone L/R), MG Series mixing consoles are equipped with a comprehensive suite of output connectors, including GROUP OUT (TRS phone), AUX/FX OUT (TRS phone), MONITOR OUT (TRS phone L/R), and HEADPHONE OUT (stereo phone) connectors, allowing master outputs to be chosen to suit specific applications such as monitoring or mastering.

LED level metering

Easy-to-read LED level metering allows output levels to be monitored with precision.

[MG10X / MG10XU / MG10XUF / MG12X / MG12XU / MG12XUK / MG16X / MG16XU / MG20XU]

No.	Program	Parameter	No.	Program	Parameter	No.	Program	Parameter
1	REV HALL 1	Reverb Time	9	EARLY REF	Room Size	17	CHORUS 1	LFO* Freq
2	REV HALL 2	Reverb Time	10	GATE REV	Room Size	18	CHORUS 2	LFO* Freq
3	REV ROOM 1	Reverb Time	11	SINGLE DLY	Delay Time	19	SYMPHONIC	LFO* Freq
4	REV ROOM 2	Reverb Time	12	DELAY	Delay Time	20	TREMOLO	LFO* Freq
5	REV STAGE 1	Reverb Time	13	VOCAL ECHO	Delay Time	21	AUTO WAH	LFO* Freq
6	REV STAGE 2	Reverb Time	14	KARAOKE	Delay Time	22	RADIO VOICE	Cutoff Offset
7	REV PLATE	Reverb Time	15	PHASER	LFO* Freq	23	DISTORTION	Drive
8	DRUM AMB	Reverb Time	16	FLANGER	LFO* Freq	24	PITCH CHANGE	Pitch

MG06X features six SPX effects (REVERB HALL / ROOM / PLATE, DELAY SHORT / LONG / VO.ECHO), which are not editable. **LFO* stands for Low Frequency Oscillator. An LFO is normally used to periodically modulate another signal, using different waveform shapes and modulation speeds.

BUILT TO LAST

For gigging, recording, and installed applications alike, your console can be subjected to a wide range of environmental conditions and hazards. Excessive humidity, unstable power supplies, and the rigors of road travel in general can take a serious toll on a mixing console, often causing expensive, time-consuming repairs, and reducing its lifespan. The MG Series has been redesigned with an emphasis on durability, incorporating practical features that offer greater flexibility while ensuring peak performance for many years to come.



Metal Chassis

Built to last, MG Series mixers feature a rugged, impact-resistant, powder-coated metal chassis, offering an unrivalled level of durability. With a sleek design contoured for optimal convection cooling, the internal layout separates the power supply from the analog circuitry for superior noise reduction, and further extends the life of the components inside. To further ensure reliable performance, knob control placement above the surface of the chassis diverts any impact or pressure on the knobs to the chassis itself and not the circuit board or components underneath.



Internal Universal Power Supply

(MG12 / MG12X / MG12XU / MG16 / MG16X / MG16XU / MG20 / MG20XU)

Thanks to a highly-efficient internal universal power supply, MG Series consoles offer worry-free operation in any region around the globe—even in environments prone to potentially damaging power fluctuations. An internal power supply also simplifies rack mounting of the console for installed applications, eliminating the need for a bulky adapter or additional connections.



Rack Mount Kit Included

(MG16 / MG16X / MG16XU / MG20 / MG20XU)

Easily adaptable to a diverse range of installed and portable applications, the 16- and 20- channel models of the MG Series included rack ears, giving you the option of a rack-mounted or desk-top configuration. Extremely durable, their sleek design makes safe, stable placement of your console hassle-free, keeping setup time and effort to a minimum.



XLR connector

The main stereo outputs feature XLR type connectors that lock to prevent accidental disconnection. Rugged and dependable, these professional connectors ensure providing stable signal transmission even in the most demanding environments.

Options



Rack Mount Kit RK-MG12
(MG12 / MG12X / MG12XU)



Mic Stand Adaptor BMS-10A
(MG06 / MG06X / MG10 / MG10X / MG10XU)



Foot Switch FC5
(MG10X / MG10XU / MG10XUF / MG12X / MG12XU / MG12XUK / MG16X / MG16XU / MG20XU)

CREATE, RECORD... LISTEN

The MG XU models feature the same digital connectivity that is used to streamline the recording process on Yamaha's professional-level mixing consoles. Take advantage of state-of-the-art digital technology that makes it easier than ever to plug-in, play, record, and then listen to your creations.

24-bit /192kHz 2-in /2-out USB Audio Interface Function

The MG XU models feature flexible digital connectivity for quick and easy high-resolution playback of digital content. Simply connect to your PC via USB, or to your iPhone / iPad (2 or later) using Apple's Camera Connection Kit / Lightning to USB Camera Adapter. The USB protocol uses asynchronous data transfer. Audio data is transferred based on highly precise audio clock signal from the MG, for high quality recording and playback. You can view the latest operating environment at the Yamaha Pro Audio website (URL below).

<https://www.yamaha.com/mixers/>



MG Rec & Play

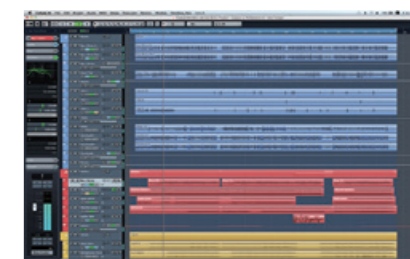
The MG Rec & Play software application enables high-quality recording, as well as fast and easy playback of songs and sound effects, by simply connecting your iPhone/iPad to any MG XU models. This intuitive application can be used for a wide range of purposes such as recording songwriting sessions, band rehearsals, and live gigs, or providing background music or sound effects for live concert or entertainment events, or parties.



* Apple, iPhone, iPad, Camera Connection Kit, and Lightning to USB Camera Adapter are trademarks of Apple Inc., registered in the U.S. and other countries. All other product and company names are ™ and/or © of their respective holders. All rights reserved.

Cubase AI

MG XU models are bundled with Downloadable Steinberg's Cubase AI software. As one of the most advanced, comprehensive DAW suites available, Steinberg's Cubase has led the charge, providing users with a powerful and flexible platform for music production. Cubase AI offers these same core technologies and interface that have won Cubase worldwide acclaim.



Cubasis LE

"Cubasis LE" is available in the App Store. You just need to connect your iPad to MG XU models to make it work. Cubasis LE is the compact version of Steinberg's streamlined, multitouch sequencer for the iPad, providing the same look and feel of its bigger brother Cubasis. Specially designed for quick and easy operation, Cubasis LE makes recording, editing and mixing a breeze. Cubasis LE places touch-intuitive production tools in your hands, opening a new world of possibilities for your creativity.



MIXING CONSOLE

MG Series

MG06 MG10 MG12 MG16 MG20
 MG06X MG10X MG10XU MG10XUF MG12X
 MG12XU MG12XUK MG16X MG16XU MG20XU

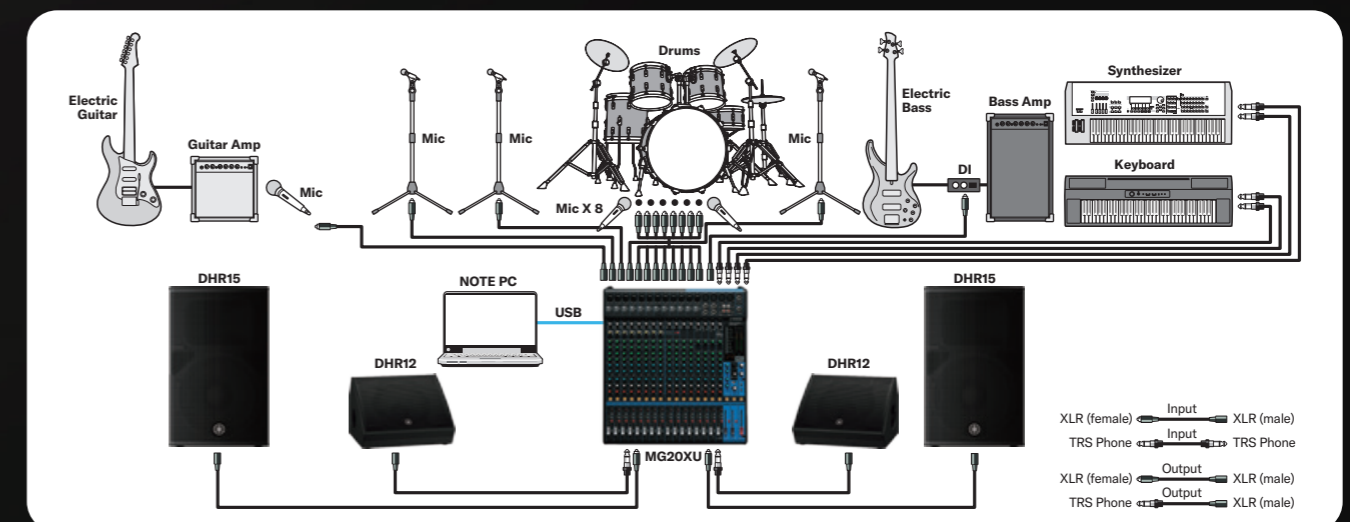
The new MG Series offers a comprehensive line-up of consoles suitable for a wide range of mixing environment. The versatile lineup includes variety of channel configurations, as well as models equipped with SPX effects processors and USB audio interface geared towards live performance and recording, perfect for any application from monitor mixes to seminars to front of house sound reinforcement in smaller venues.



Primary differences among XU / X / Standard models

	XU models	X models	Standard models
D-PRE (Discrete Class-A Mic Preamps)	Yes	Yes	Yes
1-knob compressors	Yes	Yes	Yes
High-grade effects	Yes	Yes	No
USB interface	Yes	No	No
Lineup	MG20XU, MG16XU, MG12XU, MG12XUK, MG10XU, MG10XUF	MG16X, MG12X, MG10X, MG06X	MG20, MG16, MG12, MG10, MG06
Color of master block	Blue	Grey (MG06X is blue)	Blue

Application example



XU MODELS

For a more precise control and enhancement of your sound, XU models of the MG Series come equipped with a suite of Yamaha's renowned SPX effects. Featuring high-resolution Chorus, Flanger, Distortions, Reverb and Delay, all with editable parameters, these are the same multi-effects processors used on Yamaha's high-end mixing consoles, giving you the tools you need to elevate your mixes to a higher plane.

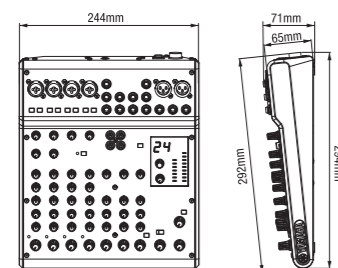
MG10XU

◀ CUBASE AI ▶ CUBASIS LE



10-Channel Mixing Console

- Max. 4 Mic / 10 Line Inputs (4 mono + 3 stereo)
- 1 Stereo Bus ● 1 AUX (incl. FX)
- "D-PRE" mic preamps with an inverted Darlington circuit
- 1-Knob compressors
- High-grade effects: SPX with 24 programs
- 24-bit / 192kHz 2in / 2out USB Audio functions
- Works with the iPad (2 or later) through the Apple iPad Camera Connection Kit / Lightning to USB Camera Adapter
- Includes Cubase AI DAW software download version
- Cubasis LE for iPad available at App Store
- PAD switch on mono input ● +48V phantom power
- XLR balanced outputs ● Metal chassis



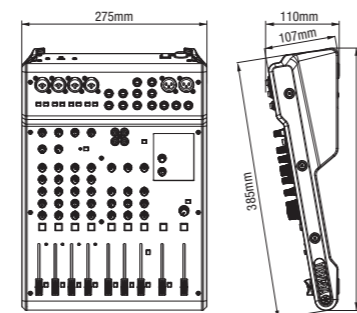
MG10XUF

◀ CUBASE AI ▶ CUBASIS LE



10-Channel Mixing Console

- Max. 4 Mic / 10 Line Inputs (4 mono + 3 stereo)
- 1 Stereo Bus ● 1 AUX (incl. FX)
- "D-PRE" mic preamps with an inverted Darlington circuit
- 1-Knob compressors
- High-grade effects: SPX with 24 programs
- 24-bit / 192kHz 2in / 2out USB Audio functions
- Works with the iPad (2 or later) through the Apple iPad Camera Connection Kit / Lightning to USB Camera Adapter
- Includes Cubase AI DAW software download version
- Cubasis LE for iPad available at App Store
- PAD switch on mono input ● +48V phantom power
- XLR balanced outputs ● Metal chassis



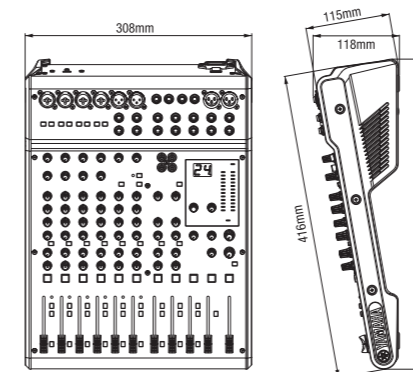
MG12XU

◀ CUBASE AI ▶ CUBASIS LE



12-Channel Mixing Console

- Max. 6 Mic / 12 Line Inputs (4 mono + 4 stereo)
- 2 GROUP Buses + 1 Stereo Bus ● 2 AUX (incl. FX)
- "D-PRE" mic preamps with an inverted Darlington circuit
- 1-Knob compressors
- High-grade effects: SPX with 24 programs
- 24-bit / 192kHz 2in / 2out USB Audio functions
- Works with the iPad (2 or later) through the Apple iPad Camera Connection Kit / Lightning to USB Camera Adapter
- Includes Cubase AI DAW software download version
- Cubasis LE for iPad available at App Store
- PAD switch on mono inputs ● +48V phantom power
- XLR balanced outputs
- Internal universal power supply for world-wide use
- Optional Rack Mount Kit RK-MG12 Available ● Metal chassis



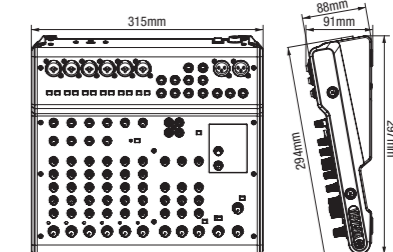
MG12XUK

◀ CUBASE AI ▶ CUBASIS LE



12-Channel Mixing Console

- Max. 6 Mic / 12 Line Inputs (6 mono + 3 stereo)
- 1 Stereo Bus ● 1 AUX (incl. FX)
- "D-PRE" mic preamps with an inverted Darlington circuit
- 1-Knob compressors
- High-grade effects: SPX with 24 programs
- 24-bit / 192kHz 2in / 2out USB Audio functions
- Works with the iPad (2 or later) through the Apple iPad Camera
- Connection Kit / Lightning to USB Camera Adapter
- Includes Cubase AI DAW software download version
- Cubasis LE for iPad available at App Store
- PAD switch on mono inputs ● +48V phantom power
- XLR balanced outputs ● Metal chassis

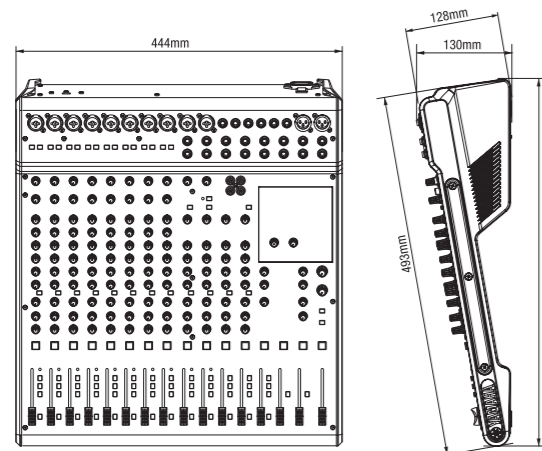


MG16XU



16-Channel Mixing Console

- Max. 10 Mic / 16 Line Inputs (8 mono + 4 stereo)
- 4 GROUP Buses + 1 Stereo Bus ● 4 AUX (incl. FX)
- "D-PRE" mic preamps with an inverted Darlington circuit
- 1-Knob compressors
- High-grade effects: SPX with 24 programs
- 24-bit/192kHz 2in/2out USB Audio functions
- Works with the iPad (2 or later) through the Apple iPad Camera Connection Kit / Lightning to USB Camera Adapter
- Includes Cubase AI DAW software download version
- Cubasis LE for iPad available at App Store
- PAD switch on mono inputs ● +48V phantom power
- XLR balanced outputs
- Internal universal power supply for world-wide use
- Rack Mount Kit Included ● Metal chassis

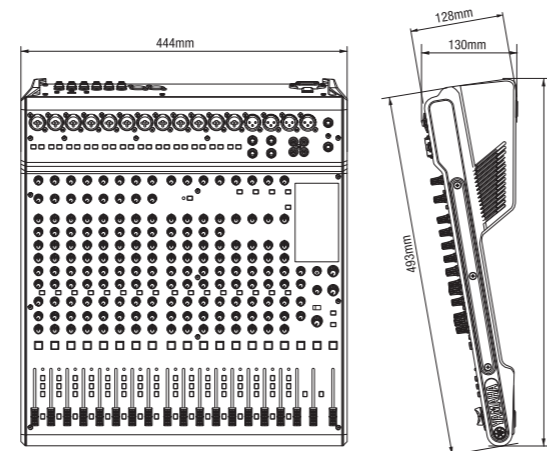


MG20XU



20-Channel Mixing Console

- Max. 16 Mic / 20 Line Inputs (12 mono + 4 stereo)
- 4 GROUP Buses + 1 Stereo Bus ● 4 AUX (incl. FX)
- "D-PRE" mic preamps with an inverted Darlington circuit
- 1-Knob compressors
- High-grade effects: SPX with 24 programs
- 24-bit/192kHz 2in/2out USB Audio functions
- Works with the iPad (2 or later) through the Apple iPad Camera Connection Kit / Lightning to USB Camera Adapter
- Includes Cubase AI DAW software download version
- Cubasis LE for iPad available at App Store
- PAD switch on mono inputs ● +48V phantom power
- XLR balanced outputs
- Internal universal power supply for world-wide use
- Rack Mount Kit Included ● Metal chassis



X MODELS

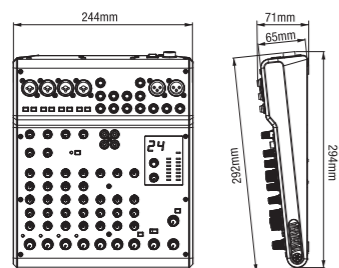
As same as XU models, X models have SPX effects. Not to mention live session, but also installation cases like conference rooms, banquet halls and weddings, users can have wide range of use.

MG10X



10-Channel Mixing Console

- Max. 4 Mic / 10 Line Inputs (4 mono + 3 stereo)
- 1 Stereo Bus ● 1 AUX (incl. FX)
- "D-PRE" mic preamps with an inverted Darlington circuit
- 1-Knob compressors
- High-grade effects: SPX with 24 programs
- PAD switch on mono inputs ● +48V phantom power
- XLR balanced outputs ● Metal chassis

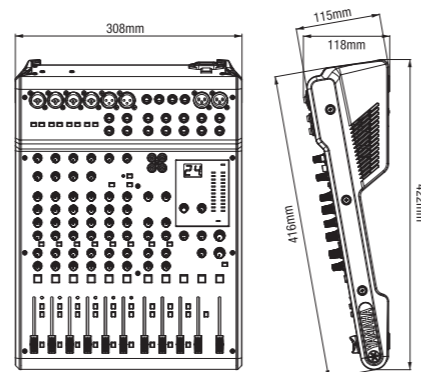


MG12X



12-Channel Mixing Console

- Max. 6 Mic / 12 Line Inputs (4 mono + 4 stereo)
- 2 GROUP Buses + 1 Stereo Bus ● 2 AUX (incl. FX)
- "D-PRE" mic preamps with an inverted Darlington circuit
- 1-Knob compressors
- High-grade effects: SPX with 24 programs
- PAD switch on mono inputs ● +48V phantom power
- XLR balanced outputs
- Internal universal power supply for world-wide use
- Optional Rack Mount Kit RK-MG12 Available
- Metal chassis

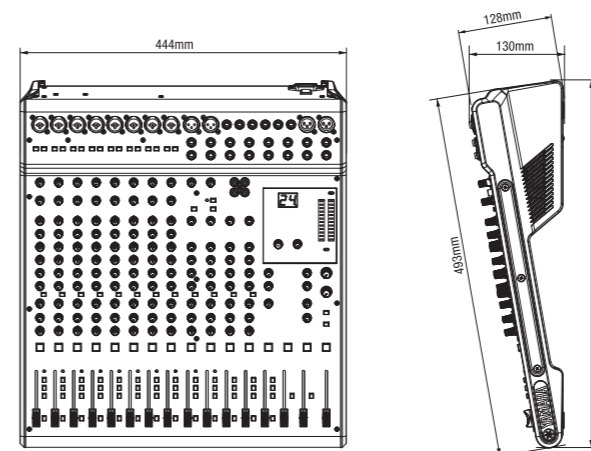


MG16X



16-Channel Mixing Console

- Max. 10 Mic / 16 Line Inputs (8 mono + 4 stereo)
- 4 GROUP Buses + 1 Stereo Bus ● 4 AUX (incl. FX)
- "D-PRE" mic preamps with an inverted Darlington circuit
- 1-Knob compressors
- High-grade effects: SPX with 24 programs
- PAD switch on mono inputs
- +48V phantom power ● XLR balanced outputs
- Internal universal power supply for world-wide use
- Rack Mount Kit Included ● Metal chassis



STANDARD MODELS

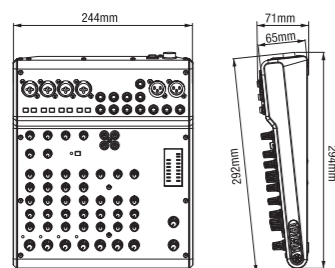
The third generation of the acclaimed MG Series, these compact mixing consoles focus on delivering high quality sound for a diverse range of mixing environments. With the same mic preamps as our high-end professional mixers, the MG Series provides serious sound with the reliability and performance this series is renowned for.

MG10



10-Channel Mixing Console

- Max. 4 Mic / 10 Line Inputs (4 mono + 3 stereo)
- 1 Stereo Bus ● 1 AUX (incl. FX)
- "D-PRE" mic preamps with an inverted Darlington circuit
- 1-Knob compressors ● PAD switch on mono inputs
- +48V phantom power ● XLR balanced outputs
- Metal chassis

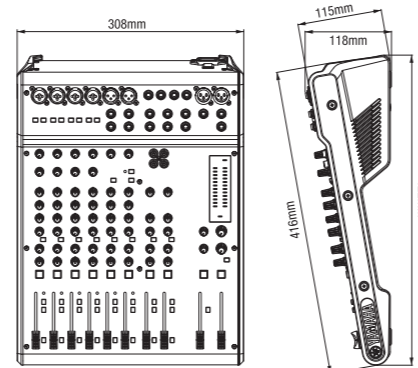


MG12



12-Channel Mixing Console

- Max. 6 Mic / 12 Line Inputs (4 mono + 4 stereo)
- 2 GROUP Buses + 1 Stereo Bus ● 2 AUX (incl. FX)
- "D-PRE" mic preamps with an inverted Darlington circuit
- 1-Knob compressors ● PAD switch on mono inputs
- +48V phantom power ● XLR balanced outputs
- Internal universal power supply for world-wide use
- Optional Rack Mount Kit RK-MG12 Available
- Metal chassis

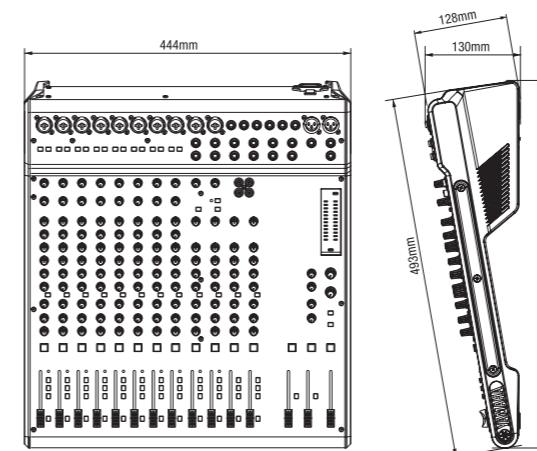


MG16



16-Channel Mixing Console

- Max. 10 Mic / 16 Line Inputs (8 mono + 4 stereo)
- 4 GROUP Buses + 1 Stereo Bus ● 4 AUX (incl. FX)
- "D-PRE" mic preamps with an inverted Darlington circuit
- 1-Knob compressors ● PAD switch on mono inputs
- +48V phantom power ● XLR balanced outputs
- Internal universal power supply for world-wide use
- Rack Mount Kit Included ● Metal chassis

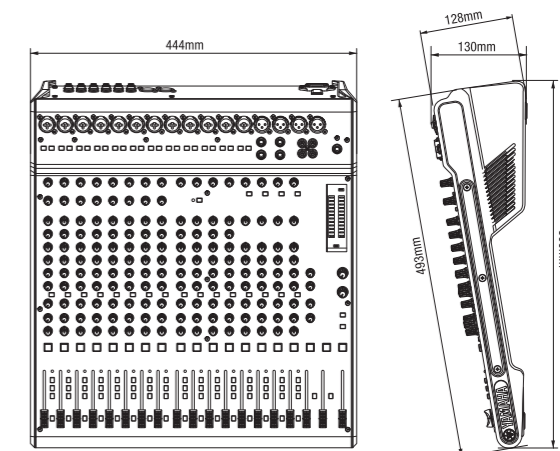


MG20



20-Channel Mixing Console

- Max. 16 Mic / 20 Line Inputs (12 mono + 4 stereo)
- 4 GROUP Buses + 1 Stereo Bus ● 4 AUX (incl. FX)
- "D-PRE" mic preamps with an inverted Darlington circuit
- 1-Knob compressors ● PAD switch on mono inputs
- +48V phantom power ● XLR balanced outputs
- Internal universal power supply for world-wide use
- Rack Mount Kit Included ● Metal chassis



MG06X / MG06

MG06X



MG06

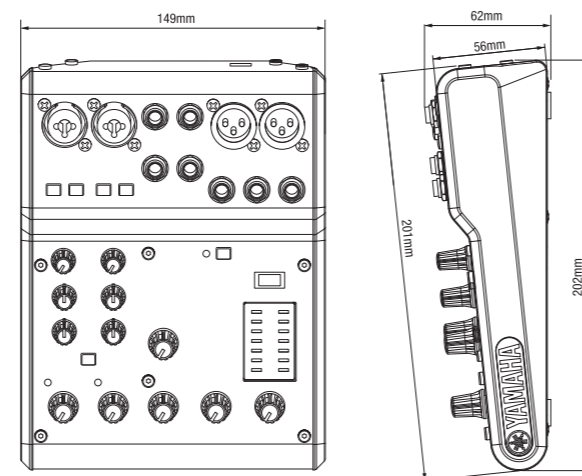
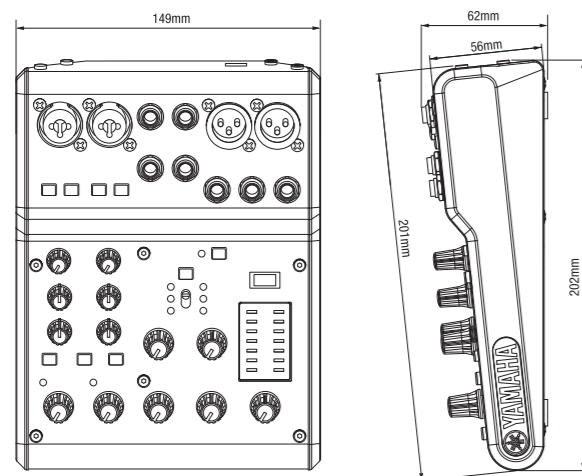


6-Channel Mixing Console

- Max. 2 Mic / 6 Line Inputs (2 mono + 2 stereo)
- 1 Stereo Bus
- "D-PRE" mic preamps with an inverted Darlington circuit
- High-grade effects: SPX with 6 programs
- XLR balanced outputs ● PAD switch on mono inputs
- +48V phantom power ● Metal chassis

6-Channel Mixing Console

- Max. 2 Mic / 6 Line Inputs (2 mono + 2 stereo)
- 1 Stereo Bus
- "D-PRE" mic preamps with an inverted Darlington circuit
- XLR balanced outputs
- PAD switch on mono inputs ● +48V phantom power
- Metal chassis



MG SERIES SPECIFICATIONS

General Specifications

	MG20XU	MG20	MG16XU	MG16X	MG16	MG12XU	MG12XUK	MG12X	MG12	MG10XU	MG10XUF	MG10X	MG10	MG06X	MG06														
Frequency Response Input to STEREO OUT	+0.5 dB/-1.5 dB (20 Hz to 48 kHz), refer to the nominal output level @ 1 kHz, GAIN knob: Min						+0.5 dB/-1.0 dB (20 Hz to 48 kHz), refer to the nominal output level @ 1 kHz, GAIN knob: Min	+0.5 dB/-1.5 dB (20 Hz to 48 kHz), refer to the nominal output level @ 1 kHz, GAIN knob: Min	+0.5 dB/-1.0 dB (20 Hz to 48 kHz), refer to the nominal output level @ 1 kHz, GAIN knob: Min	+0.5 dB/-1.5 dB (20 Hz to 48 kHz), refer to the nominal output level @ 1 kHz, GAIN knob: Min	+0.5 dB/-1.0 dB (20 Hz to 48 kHz), refer to the nominal output level @ 1 kHz, GAIN knob: Min	+0.5 dB/-1.5 dB (20 Hz to 48 kHz), refer to the nominal output level @ 1 kHz, GAIN knob: Min	+0.5 dB/-1.0 dB (20 Hz to 48 kHz), refer to the nominal output level @ 1 kHz, GAIN knob: Min	+0.5 dB/-1.0 dB (20 Hz to 48 kHz), refer to the nominal output level @ 1 kHz, GAIN knob: Min	+0.5 dB/-0.5 dB (20 Hz to 20 kHz), refer to the nominal output level @ 1 kHz, GAIN knob: Min	+0.5 dB/-0.5 dB (20 Hz to 20 kHz), refer to the nominal output level @ 1 kHz, GAIN knob: Min													
Total harmonic distortion (THD+N) Input to STEREO OUT	0.03 % @ +14 dBu (20 Hz to 20 kHz), GAIN knob: Min						0.02 % @ +14 dBu (20 Hz to 20 kHz), GAIN knob: Min	0.03 % @ +14 dBu (20 Hz to 20 kHz), GAIN knob: Min	0.02 % @ +14 dBu (20 Hz to 20 kHz), GAIN knob: Min	0.02 % @ +14 dBu (20 Hz to 20 kHz), GAIN knob: Min	0.03 % @ +14 dBu (20 Hz to 20 kHz), GAIN knob: Min	0.03 % @ +14 dBu (20 Hz to 20 kHz), GAIN knob: Min	0.02 % @ +14 dBu (20 Hz to 20 kHz), GAIN knob: Min	0.01 % @ +8 dBu (20 Hz to 20 kHz), GAIN knob: Min	0.01 % @ +8 dBu (20 Hz to 20 kHz), GAIN knob: Min	0.01 % @ +8 dBu (20 Hz to 20 kHz), GAIN knob: Min													
	0.005 % @ +24 dBu (1kHz), GAIN knob: Min						0.003 % @ +24 dBu (1kHz), GAIN knob: Min	0.005 % @ +24 dBu (1kHz), GAIN knob: Min	0.003 % @ +24 dBu (1kHz), GAIN knob: Min	0.003 % @ +24 dBu (1kHz), GAIN knob: Min	0.005 % @ +24 dBu (1kHz), GAIN knob: Min	0.005 % @ +24 dBu (1kHz), GAIN knob: Min	0.003 % @ +24 dBu (1kHz), GAIN knob: Min	0.003 % @ +24 dBu (1kHz), GAIN knob: Min	0.003 % @ +24 dBu (1kHz), GAIN knob: Min	0.003 % @ +24 dBu (1kHz), GAIN knob: Min	0.003 % @ +24 dBu (1kHz), GAIN knob: Min												
Hum&Noise *1 (20 Hz to 20 kHz)	Equivalent Input Noise						-128 dBu (Mono Input Channel, Rs: 150 Ω, GAIN knob: Max)						-128 dBu (Mono Input Channel, Rs: 150 Ω, GAIN knob: Max)																
	Residual Output Noise						-102 dBu (STEREO OUT, STEREO master fader: Min)						-102 dBu (STEREO OUT, STEREO LEVEL knob: Min)		-102 dBu (STEREO OUT, STEREO LEVEL knob: Min)		-102 dBu (STEREO OUT, STEREO LEVEL knob: Min)		-102 dBu (STEREO OUT, STEREO LEVEL knob: Min)										
Crosstalk(1 kHz) *2	-78 dB						-83 dB		-78 dB		-83 dB		-83 dB		-88 dB		-88 dB												
Input channels	Mono [MIC/LINE]		8		4		6		4		4		2		2		2												
	Mono/Stereo [MIC/LINE]		2		0		0		2		0		0		0		0												
	Stereo [LINE]		2		3		3		2		3		3		2		2												
Output channels	STEREO OUT		2		2		2		2		2		2		2		2												
	MONITOR OUT		1		1		1		1		1		1		1		1												
	PHONES		1		1		1		1		1		1		1		1												
	AUX SEND		4		2		1		2		1		1		0		0												
	GROUP OUT		4		2		0		2		0		0		0		0												
Bus	STEREO GROUP		1		1		1		1		1		1		1		1												
	AUX		4		2		0		2		0		0		0		0												
	AUX		4 (incl. FX)		4		4 (incl. FX)		4		2 (incl. FX)		1 (incl. FX)		2 (incl. FX)		2												
Input Channel Function	PAD (Mono)		26 dB		26 dB		26 dB		26 dB		26 dB		26 dB		26 dB		26 dB												
	HPF (Mono, Mono/Stereo)		80 Hz, 12 dB/oct (Mono/Stereo: MIC only)		80 Hz, 12 dB/oct (Mono)		80 Hz, 12 dB/oct (Mono)		80 Hz, 12 dB/oct (Mono/Stereo: MIC only)		80 Hz, 12 dB/oct (Mono)		80 Hz, 12 dB/oct (Mono)		80 Hz, 12 dB/oct (Mono)		80 Hz, 12 dB/oct (Mono)												
	COMP (Mono)		1-knob compressor (Gain/Threshold/Ratio) Threshold: +22 dBu to -8 dBu, Ratio: 1:1 to 4:1, Output level: 0 dB to 7 dB Attack time: approx. 25 msec, Release time: approx. 300 msec		1-knob compressor (Gain/Threshold/Ratio) Threshold: +22 dBu to -8 dBu, Ratio: 1:1 to 4:1, Output level: 0 dB to 7 dB Attack time: approx. 25 msec, Release time: approx. 300 msec		1-knob compressor (Gain/Threshold/Ratio) Threshold: +22 dBu to -8 dBu, Ratio: 1:1 to 4:1, Output level: 0 dB to 7 dB Attack time: approx. 25 msec, Release time: approx. 300 msec		1-knob compressor (Gain/Threshold/Ratio) Threshold: +22 dBu to -8 dBu, Ratio: 1:1 to 4:1, Output level: 0 dB to 7 dB Attack time: approx. 25 msec, Release time: approx. 300 msec		1-knob compressor (Gain/Threshold/Ratio) Threshold: +22 dBu to -8 dBu, Ratio: 1:1 to 4:1, Output level: 0 dB to 7 dB Attack time: approx. 25 msec, Release time: approx. 300 msec		1-knob compressor (Gain/Threshold/Ratio) Threshold: +22 dBu to -8 dBu, Ratio: 1:1 to 4:1, Output level: 0 dB to 7 dB Attack time: approx. 25 msec, Release time: approx. 300 msec		1-knob compressor (Gain/Threshold/Ratio) Threshold: +22 dBu to -8 dBu, Ratio: 1:1 to 4:1, Output level: 0 dB to 7 dB Attack time: approx. 25 msec, Release time: approx. 300 msec		1-knob compressor (Gain/Threshold/Ratio) Threshold: +22 dBu to -8 dBu, Ratio: 1:1 to 4:1, Output level: 0 dB to 7 dB Attack time: approx. 25 msec, Release time: approx. 300 msec		1-knob compressor (Gain/Threshold/Ratio) Threshold: +22 dBu to -8 dBu, Ratio: 1:1 to 4:1, Output level: 0 dB to 7 dB Attack time: approx. 25 msec, Release time: approx. 300 msec										
	HIGH		Gain: +15 dB/-15 dB, Frequency: 10 kHz shelving		Gain: +15 dB/-15 dB, Frequency: 10 kHz shelving		Gain: +15 dB/-15 dB, Frequency: 10 kHz shelving		Gain: +15 dB/-15 dB, Frequency: 10 kHz shelving		Gain: +15 dB/-15 dB, Frequency: 10 kHz shelving		Gain: +15 dB/-15 dB, Frequency: 10 kHz shelving		Gain: +15 dB/-15 dB, Frequency: 10 kHz shelving		Gain: +15 dB/-15 dB, Frequency: 10 kHz shelving												
	EQ MID		Gain: +15 dB/-15 dB, Frequency: Mono 250 Hz - 5 kHz peaking, Stereo 2.5 kHz peaking		Gain: +15 dB/-15 dB, Frequency: 2.5 kHz peaking		Gain: +15 dB/-15 dB, Frequency: 2.5 kHz peaking		Gain: +15 dB/-15 dB, Frequency: 2.5 kHz peaking		Gain: +15 dB/-15 dB, Frequency: 2.5 kHz peaking		Gain: +15 dB/-15 dB, Frequency: 2.5 kHz peaking		Gain: +15 dB/-15 dB, Frequency: 2.5 kHz peaking		Gain: +15 dB/-15 dB, Frequency: 2.5 kHz peaking												
	LOW		Gain: +15 dB/-15 dB, Frequency: 100 Hz shelving		Gain: +15 dB/-15 dB, Frequency: 100 Hz shelving		Gain: +15 dB/-15 dB, Frequency: 100 Hz shelving		Gain: +15 dB/-15 dB, Frequency: 100 Hz shelving		Gain: +15 dB/-15 dB, Frequency: 100 Hz shelving		Gain: +15 dB/-15 dB, Frequency: 100 Hz shelving		Gain: +15 dB/-15 dB, Frequency: 100 Hz shelving		Gain: +15 dB/-15 dB, Frequency: 100 Hz shelving												
Level Meter	Pre Monitor LEVEL		2x12 -segment LED meter [PEAK, +10, +6, +3, 0, -3, -6, -10, -15, -20, -25, -30 dB]		2x7 -segment LED meter [PEAK, +10, +6, 0, -6, -10, -20 dB]		2x12 -segment LED meter [PEAK, +10, +6, +3, 0, -3, -6, -10, -15, -20, -25, -30 dB]		2x7 -segment LED meter [PEAK, +10, +6, 0, -6, -10, -20 dB]		2x7 -segment LED meter [PEAK, +10, +6, 0, -6, -10, -20 dB]		2x7 -segment LED meter [PEAK, +10, +6, 0, -6, -10, -20 dB]		2x7 -segment LED meter [PEAK, +10, +6, +3, 0, -3, -10, -20 dB]		2x7 -segment LED meter [PEAK, +10, +6, +3, 0, -3, -10, -20 dB]												
	SPX algorithm		24 programs		24 programs		24 programs		24 programs		24 programs		24 programs		6 programs		6 programs												
USB Audio 2 IN / 2 OUT 24bit / 192kHz		•		•		•		•		•		•		•		•													
Phantom Power Voltage		+48 V		+48 V		+48 V		+48 V		+48 V		+48 V		+48 V		+48 V													
Power Requirements		AC 100 - 240 V, 50/60 Hz		AC 100 - 240 V, 50/60 Hz		AC 100 - 240 V, 50/60 Hz		AC 100 - 240 V, 50/60 Hz		AC 100 - 240 V, 50/60 Hz		AC 100 - 240 V, 50/60 Hz		AC 100 - 240 V, 50/60 Hz		AC 100 - 240 V, 50/60 Hz													
Power Supply adapter		-		-		-		-		-		-		-		-													
Power Consumption		36 W		30 W		22 W		22.9 W		22 W		22.9 W		22 W		12 W													
Dimensions (W x H x D)		444 mm x 130 mm x 500 mm (17.5" x 5.1" x 19.7")		308 mm x 118 mm x 422 mm (12.1" x 4.6" x 16.6")		315 mm x 91mm x 297 mm (12.4" x 3.6" x 11.7")		308 mm x 118 mm x 422 mm (12.1" x 4.6" x 16.6")		244 mm x 71 mm x 294 mm (9.6" x 2.8" x 11.6")		275 mm x 110 mm x 390 mm (10.8" x 4.3" x 15.4")		244 mm x 71 mm x 294 mm (9.6" x 2.8" x 11.6")		149 mm x 62 mm x 202 mm (5.9" x 2.4" x 7.9")													
Net Weight		7.1 kg (15.7 lbs.)		6.9 kg (15.2 lbs.)		6.8 kg (15.0 lbs.)		6.6 kg (14.6 lbs.)		4.2 kg (9.3 lbs.)		3.0 kg (6.62 lbs.)		4.2 kg (9.3 lbs.)		4.0 kg (8.8 lbs.)		2.1 kg (4.63 lbs.)		3.3 kg (7.3 lbs.)		2.1 kg (4.63 lbs.)		1.9 kg (4.19 lbs.)		0.9 kg (1.98 lbs.)			
Included Accessory	Rack-mount kit		•		•		•		•		•		•		•		•												
	Cubase AI Download Information		•		•		•		•		•		•		•		•												
	Others		Owner's Manual, Technical Specifications, AC power cord		Owner's Manual, Technical Specifications, AC Adapter		Owner's Manual, Technical Specifications, AC Adapter		Owner's Manual, Technical Specifications, AC power cord		Owner's Manual, Technical Specifications, AC Adapter		Owner's Manual, Technical Specifications, AC Adapter		Owner's Manual, Technical Specifications, AC Adapter		Owner's Manual, Technical Specifications, AC Adapter												
Optional Accessory		Foot Switch: FC5		-		Foot Switch: FC5		-		Foot Switch: FC5		-		Foot Switch: FC5		-		Foot Switch: FC5		-		Foot Switch: FC5		-		Foot Switch: FC5		-	
Operating Temperature		0 to +40° C		0 to +40° C		0 to +40° C		0 to +40° C		0 to +40° C		0 to +40° C		0 to +40° C		0 to +40° C		0 to +40° C											

0 dBu = 0.775 Vrms Output impedance of signal generator (Rs) = 150Ω All level controls are nominal if not specified.

*1 Noise is measured with A-weighting filter. *2 Crosstalk is measured with 1 kHz band pass filter.

MG20XU / MG20 Analog Input Characteristics

Input Jacks	PAD 26dB	GAIN Trim Position	Actual Load Impedance	For Use With Nominal	Input level			Connector
					Sensitivity *1	Nominal	Max. before clip	
MIC/ LINE 1 - 12	OFF	+64 dB	3kΩ	50-600Ω Mics/ Lines	-80 dBu (0.077 mV)	-60 dBu (0.775 mV)	-40 dBu (7.75 mV)	Combo jack *2 (Balanced)
		+20 dB			-36 dBu (12.3 mV)	-16 dBu (122.8 mV)	+4 dBu (1.228 V)	
	ON	+38 dB			-54 dBu (1.55 mV)	-34 dBu (15.46 mV)	-14 dBu (154.6 mV)	
		-6 dB			-10 dBu (245 mV)	+10 dBu (2.451 V)	+30 dBu (24.51 V)	
MIC 13/14 - 19/20	-	+64 dB	3kΩ	50-600Ω Mic	-80 dBu (0.077 mV)	-60 dBu (0.775 mV)	-40 dBu (7.75 mV)	XLR-3-31 *3 (Balanced)
		+20 dB			-36 dBu (12.3 mV)	-16 dBu (122.8 mV)	+4 dBu (1.228 V)	
LINE 13/14 - 15/16	-	+38 dB	10kΩ	600Ω Lines	-54 dBu (1.55 mV)	-34 dBu (15.46 mV)	-14 dBu (154.6 mV)	Phone jack *5 (Unbalanced)
		-6 dB			-10 dBu (245 mV)	+10 dBu (2.451 V)	+30 dBu (24.51 V)	
	+38 dB				-54 dBu (1.55 mV)	-34 dBu (15.46 mV)	-14 dBu (154.6 mV)	
		-6 dB			-10 dBu (245 mV)	+10 dBu (2.451 V)	+30 dBu (24.51 V)	
LINE 17/18 - 19/20	-		+38 dB	10kΩ	600Ω Lines	-54 dBu (1.55 mV)	-34 dBu (15.46 mV)	-14 dBu (154.6 mV)
		-6 dB	-10 dBu (245 mV)			+10 dBu (2.451 V)	+30 dBu (24.51 V)	
	+38 dB		-54 dBu (1.55 mV)			-34 dBu (15.46 mV)	-14 dBu (154.6 mV)	
		-6 dB	-10 dBu (245 mV)			+10 dBu (2.451 V)	+30 dBu (24.51 V)	

MG20XU / MG20 Analog Output Characteristics

Output Terminals	Actual Source Impedance	For Use With Nominal	Output level		Connector
			Nominal	Max. before clip	
STEREO OUT [L, R]	75Ω	600Ω Lines	+4 dBu (1.228 V)	+24 dBu (12.28 V)	XLR-3-32 *3 Phone jack *4 (Balanced)
MONITOR OUT [L, R] GROUP OUT [1 - 4] AUX SEND [1 - 4]	150Ω	10kΩ Lines	+4 dBu (1.228 V)	+20 dBu (7.750 V)	Phone jack *4 (Impedance Balanced)
PHONES	110Ω	40Ω Phones	3 mW + 3 mW	100 mW + 100 mW	Stereo phone jack

MG16XU / MG16X / MG16 Analog Input Characteristics

Input Jacks	PAD 26dB	GAIN Trim Position	Actual Load Impedance	For Use With Nominal	Input level			Connector
					Sensitivity *1	Nominal	Max. before clip	
MIC/ LINE 1 - 8	OFF	+64 dB	3kΩ	50-600Ω Mics/ Lines	-80 dBu (0.077 mV)	-60 dBu (0.775 mV)	-40 dBu (7.75 mV)	Combo jack *2 (Balanced)
		+20 dB			-36 dBu (12.3 mV)	-16 dBu (122.8 mV)	+4 dBu (1.228 V)	
	ON	+38 dB			-54 dBu (1.55 mV)	-34 dBu (15.46 mV)	-14 dBu (154.6 mV)	
		-6 dB			-10 dBu (245 mV)	+10 dBu (2.451 V)	+30 dBu (24.51 V)	
MIC 9/10, 11/12	-	+64 dB	3kΩ	50-600Ω Mic	-80 dBu (0.077 mV)	-60 dBu (0.775 mV)	-40 dBu (7.75 mV)	XLR-3-31 *3 (Balanced)
		+20 dB			-36 dBu (12.3 mV)	-16 dBu (122.8 mV)	+4 dBu (1.228 V)	
LINE 9/10, 11/12	-	+38 dB	10kΩ	600Ω Lines	-54 dBu (1.55 mV)	-34 dBu (15.46 mV)	-14 dBu (154.6 mV)	Phone jack *5 (Unbalanced)
		-6 dB			-10 dBu (245 mV)	+10 dBu (2.451 V)	+30 dBu (24.51 V)	
	+38 dB				-54 dBu (1.55 mV)	-34 dBu (15.46 mV)	-14 dBu (154.6 mV)	
		-6 dB			-10 dBu (245 mV)	+10 dBu (2.451 V)	+30 dBu (24.51 V)	
LINE 13/14 - 15/16	-		+38 dB	10kΩ	600Ω Lines	-30 dBu (24.5 mV)	-10 dBu (245 mV)	+10 dBu (2.45 V)
		-6 dB	-10 dBu (245 mV)			+10 dBu (2.451 V)	+30 dBu (24.51 V)	
	+38 dB		-54 dBu (1.55 mV)			-34 dBu (15.46 mV)	-14 dBu (154.6 mV)	
		-6 dB	-10 dBu (245 mV)			+10 dBu (2.451 V)	+30 dBu (24.51 V)	

MG16XU / MG16X / MG16 Analog Output Characteristics

Output Terminals	Actual Source Impedance	For Use With Nominal	Output level		Connector
			Nominal	Max. before clip	
STEREO OUT [L, R]	75Ω	600Ω Lines	+4 dBu (1.228 V)	+24 dBu (12.28 V)	XLR-3-32 *3 Phone jack *5 (Balanced)
MONITOR OUT [L, R] GROUP OUT [1 - 4] AUX SEND [1 - 4]	150Ω	10kΩ Lines	+4 dBu (1.228 V)	+20 dBu (7.750 V)	Phone jack *4 (Impedance Balanced)
PHONES	110Ω	40Ω Phones	3 mW + 3 mW	100 mW + 100 mW	Stereo phone jack

Digital Input / Output Characteristics (XU Models)

Output Terminals	Format	Data Length	Fs	Connector
USB	USB Audio Class 2.0	16 / 24bit	44.1 kHz, 48 kHz, 88.2 kHz, 96 kHz, 176.4kHz, 192 kHz	USB Standard-B

MG12XU / MG12X / MG12 Analog Input Characteristics

Input Jacks	PAD 26dB	GAIN Trim Position	Actual Load Impedance	For Use With Nominal	Input level			Connector
					Sensitivity *1	Nominal	Max. before clip	
MIC/ LINE 1 - 4	OFF	+64 dB	3kΩ	50-600Ω Mics/ Lines	-80 dBu (0.077 mV)	-60 dBu (0.775 mV)	-40 dBu (7.75 mV)	Combo jack *2 (Balanced)
		+20 dB			-36 dBu (12.3 mV)	-16 dBu (122.8 mV)	+4 dBu (1.228 V)	
	ON	+38 dB			-54 dBu (1.55 mV)	-34 dBu (15.46 mV)	-14 dBu (154.6 mV)	
		-6 dB			-10 dBu (245 mV)	+10 dBu (2.451 V)	+30 dBu (24.51 V)	
MIC 5/6, 7/8	-	+64 dB	3kΩ	50-600Ω Mic	-80 dBu (0.077 mV)	-60 dBu (0.775 mV)	-40 dBu (7.75 mV)	XLR-3-31 *3 (Balanced)
		+20 dB			-36 dBu (12.3 mV)	-16 dBu (122.8 mV)	+4 dBu (1.228 V)	
LINE 5/6, 7/8	-	+38 dB	10kΩ	600Ω Lines	-54 dBu (1.55 mV)	-34 dBu (15.46 mV)	-14 dBu (154.6 mV)	Phone jack *5 (Unbalanced)
		-6 dB			-10 dBu (245 mV)	+10 dBu (2.451 V)	+30 dBu (24.51 V)	
	+38 dB				-54 dBu (1.55 mV)	-34 dBu (15.46 mV)	-14 dBu (154.6 mV)	
		-6 dB			-10 dBu (245 mV)	+10 dBu (2.451 V)	+30 dBu (24.51 V)	
LINE 9/10	-		+38 dB	10kΩ	600Ω Lines	-30 dBu (24.5 mV)	-10 dBu (245 mV)	+10 dBu (2.45 V)
		-6 dB	-10 dBu (245 mV)			+10 dBu (2.451 V)	+30 dBu (24.51 V)	
	+38 dB		-54 dBu (1.55 mV)			-34 dBu (15.46 mV)	-14 dBu (154.6 mV)	
		-6 dB	-10 dBu (245 mV)			+10 dBu (2.451 V)	+30 dBu (24.51 V)	

MG12XU / MG12X / MG12 Analog Output Characteristics

Output Terminals	Actual Source Impedance	For Use With Nominal	Output level		Connector
			Nominal	Max. before clip	
STEREO OUT [L, R]	75Ω	600Ω Lines	+4 dBu (1.228 V)	+24 dBu (12.28 V)	XLR-3-32 *3 Phone jack *4 (Balanced)
MONITOR OUT [L, R] GROUP OUT [1, 2] AUX SEND [1, 2]	150Ω	10kΩ Lines	+4 dBu (1.228 V)	+20 dBu (7.750 V)	Phone jack *4 (Impedance Balanced)
PHONES	110Ω	40Ω Phones	3 mW + 3 mW	100 mW + 100 mW	Stereo phone jack

MG12XUK Analog Input Characteristics

Input Jacks	PAD 26dB	GAIN Trim Position	Actual Load Impedance	For Use With Nominal	Input level			Connector
					Sensitivity *1	Nominal	Max. before clip	
MIC/ LINE 1 - 6	OFF	+64 dB	3kΩ	50-600Ω Mics/ Lines	-72 dBu (0.195 mV)	-60 dBu (0.775 mV)	-40 dBu (7.75 mV)	Combo jack *2 (Balanced)
		+20 dB			-28 dBu (30.9 mV)	-16 dBu (122.8 mV)	+4 dBu (1.228 V)	
	ON	+38 dB			-46 dBu (3.884 mV)	-34 dBu (15.46 mV)	-14 dBu (154.6 mV)	
		-6 dB			-2 dBu (615.6 mV)	+10 dBu (2.451 V)	+30 dBu (24.51 V)	
LINE 7/8, 9/10	-	+64 dB	10kΩ	600Ω Lines	-22 dBu (61.56 mV)	-10 dBu (245.1 mV)	+10 dBu (2.451 V)	Phone jack *5 (Unbalanced)
		+20 dB			-28 dBu (30.9 mV)	-16 dBu (122.8 mV)	+4 dBu (1.228 V)	
LINE 11/12	-	+38 dB	10kΩ	600Ω Lines	-46 dBu (3.884 mV)	-34 dBu (15.46 mV)	-14 dBu (154.6 mV)	Phone jack *5 (Unbalanced)
		-6 dB			-2 dBu (615.6 mV)	+10 dBu (2.451 V)	+30 dBu (24.51 V)	
	+38 dB				-46 dBu (3.884 mV)	-34 dBu (15.46 mV)	-14 dBu (154.6 mV)	
		-6 dB			-2 dBu (615.6 mV)	+10 dBu (2.451 V)	+30 dBu (24.51 V)	

MG12XUK Analog Output Characteristics

Output Terminals	Actual Source Impedance	For Use With Nominal	Output level		Connector
			Nominal	Max. before clip	
STEREO OUT [L, R]	75Ω	600Ω Lines	+4 dBu (1.228 V)	+24 dBu (12.28 V)	XLR-3-32 *3 Phone jack *5 (Balanced)
MONITOR OUT [L, R] FX SEND	150Ω	10kΩ Lines	+4 dBu (1.228 V)	+20 dBu (7.750 V)	Phone jack *4 (Impedance Balanced)
PHONES	110Ω	40Ω Phones	3 mW + 3 mW	100 mW + 100 mW	Stereo phone jack

MG10XU / MG10X / MG10 Analog Input Characteristics

Input Jacks	PAD 26dB	GAIN Trim Position	Actual Load Impedance	For Use With Nominal	Input level			Connector
					Sensitivity *1	Nominal	Max. before clip	
MIC/ LINE 1 - 4	OFF	+64 dB	3kΩ	50-600Ω Mics/ Lines	-72 dBu (0.195 mV)	-60 dBu (0.775 mV)	-40 dBu (7.75 mV)	Combo jack *2 (Balanced)
		+20 dB			-28 dBu (30.9 mV)	-16 dBu (122.8 mV)	+4 dBu (1.228 V)	
	ON	+38 dB			-46 dBu (3.884 mV)	-34 dBu (15.46 mV)	-14 dBu (154.6 mV)	
		-6 dB			-2 dBu (615.6 mV)	+10 dBu (2.451 V)	+30 dBu (24.51 V)	
LINE 5/6, 7/8	-	+64 dB	10kΩ	600Ω Lines	-22 dBu (61.56 mV)	-10 dBu (245.1 mV)	+10 dBu (2.451 V)	Phone jack *5 (Unbalanced)
		+20 dB			-28 dBu (30.9 mV)	-16 dBu (122.8 mV)	+4 dBu (1.228 V)	
LINE 9/10	-	+38 dB	10kΩ	600Ω Lines	-46 dBu (3.884 mV)	-34 dBu (15.46 mV)	-14 dBu (154.6 mV)	Phone jack *5 (Unbalanced)
		-6 dB			-2 dBu (615.6 mV)	+10 dBu (2.451 V)	+30 dBu (24.51 V)	
	+38 dB				-46 dBu (3.884 mV)	-34 dBu (15.46 mV)	-14 dBu (154.6 mV)	
		-6 dB			-2 dBu (615.6 mV)	+10 dBu (2.451 V)	+30 dBu (24.51 V)	

MG10XU / MG10X / MG10 Analog Output Characteristics

Output Terminals	Actual Source Impedance	For Use With Nominal	Output level		Connector
			Nominal	Max. before clip	
STEREO OUT [L, R]	75Ω	600Ω Lines +20 dB	+4 dBu (1.228 V)	+24 dBu (12.28 V)	XLR-3-32 *3 Phone jack *5 (Balanced)
MONITOR OUT [L, R] AUX [FX] SEND	150Ω	10kΩ Lines	+4 dBu (1.228 V)	+20 dBu (7.750 V)	Phone jack *4 (Impedance Balanced)
PHONES	110Ω	40Ω Phones	3 mW + 3 mW	100 mW + 100 mW	Stereo phone jack

MG10XUF Analog Input Characteristics

Input Jacks	PAD 26dB	GAIN Trim Position	Actual Load Impedance	For Use With Nominal	Input level			Connector
					Sensitivity *1	Nominal	Max. before clip	
MIC/ LINE 1 - 4	OFF	+64 dB	3kΩ	50-600Ω Mics/ Lines	-80 dBu (0.077 mV)	-60 dBu (0.775 mV)	-40 dBu (7.75 mV)	Combo jack *2 (Balanced)
		+20 dB			-36 dBu (12.3 mV)	-16 dBu (122.8 mV)	+4 dBu (1.228 V)	
	ON	+38 dB			-54 dBu (1.55 mV)	-34 dBu (15.46 mV)	-14 dBu (154.6 mV)	
		-6 dB			-10 dBu (245 mV)	+10 dBu (2.451 V)	+30 dBu (24.51 V)	
LINE 5/6, 7/8	-	+64 dB	10kΩ	600Ω Lines	-80 dBu (0.077 mV)	-60 dBu (0.775 mV)	-40 dBu (7.75 mV)	Phone jack *5 (Unbalanced)
		+20 dB			-36 dBu (12.3 mV)	-16 dBu (122.8 mV)	+4 dBu (1.228 V)	
LINE 9/10	-	+38 dB	10kΩ	600Ω Lines	-54 dBu (1.55 mV)	-34 dBu (15.46 mV)	-14 dBu (154.6 mV)	Phone jack *5 (Unbalanced)
		-6 dB			-10 dBu (245 mV)	+10 dBu (2.451 V)	+30 dBu (24.51 V)	
	+38 dB				-54 dBu (1.55 mV)	-34 dBu (15.46 mV)	-14 dBu (154.6 mV)	
		-6 dB			-10 dBu (245 mV)	+10 dBu (2.451 V)	+30 dBu (24.51 V)	

MG10XUF Analog Output Characteristics

Output Terminals	Actual Source Impedance	For Use With Nominal	Output level		Connector
			Nominal	Max. before clip	
STEREO OUT [L, R]	75Ω	600Ω Lines	+4 dBu (1.228 V)	+24 dBu (12.28 V)	XLR-3-32 *3 Phone jack *5 (Balanced)
MONITOR OUT [L, R] FX SEND	150Ω	10kΩ Lines	+4 dBu (1.228 V)	+20 dBu (7.750 V)	Phone jack *4 (Impedance Balanced)
PHONES	110Ω	40Ω Phones	3 mW + 3 mW	100 mW + 100 mW	Stereo phone jack

MG06X / MG06 Analog Input Characteristics

Input Jacks	PAD 26dB	GAIN Trim Position	Actual Load Impedance	For Use With Nominal	Input level			Connector
					Sensitivity *1	Nominal	Max. before clip	
MIC/ LINE 1/L, 2/R	OFF	+64 dB	3kΩ	50-600Ω Mics/ Lines	-72 dBu (0.195 mV)	-60 dBu (0.775 mV)	-46 dBu (3.884 mV)	Combo jack *2 (Balanced)
		+20 dB			-28 dBu (30.9 mV)	-16 dBu (122.8 mV)	-2 dBu (615.6 mV)	
	ON	+38 dB			-46 dBu (3.884 mV)	-34 dBu (15.46 mV)	-20 dBu (77.5 mV)	
		-6 dB			-2 dBu (615.6 mV)	+10 dBu (2.451 V)	+24 dBu (12.283 V)	
LINE 3/4, 5/6	-	+64 dB	10kΩ	600Ω Lines	-22 dBu (61.56 mV)	-10 dBu (245.1 mV)	+4 dBu (1.228 V)	Phone jack *5 (Unbalanced)
		+20 dB			-28 dBu (30.9 mV)	-16 dBu (122.8 mV)	+4 dBu (1.228 V)	

MG06X / MG06 Analog Output Characteristics

Output Terminals	Actual Source Impedance	For Use With Nominal	Output level		Connector
			Nominal	Max. before clip	
STEREO OUT [L, R]	75Ω	10kΩ Lines	+4 dBu (1.228 V)	+18 dBu (6.156 V)	XLR-3-32 *3 Phone jack *4 (Balanced)
PHONES	33Ω	40Ω Phones	2.4 mW + 2.4 mW	24 mW + 24 mW	Stereo phone jack

0dBu is referenced to 0.775Vrms.

*1 Sensitivity is the lowest level that will produce an output of +4dBu (1.228V) or the nominal output level when the unit is set to maximum gain. (All level controls are maximum position.)

*



YAMAHA CORPORATION
P.O.BOX1, Hamamatsu Japan

<https://www.yamaha.com/2/proaudio/>

*All specifications are subject to change without notice.

*All trademarks and registered trademarks are property of their respective owners.

2022.01